



Jabra Halo Free Wireless Headphones

Jabra Halo Free are *Bluetooth*[®] headphones that stay in place throughout the day – whatever you are doing.

Great calls anywhere you go

Jabra Halo Free is designed to optimize your time when work follows your busy lifestyle. The three versatile fitting styles ensure that the headphones stay in place whatever you are doing, and with wind and water resistance you never have to worry about where you are. With one touch you can activate Siri[®] and Google Now[™], allowing you to make calls and schedule appointments without reaching for your phone.

Three wearing styles for a perfect fit

The three wearing styles are easily interchangeable with the included eargels, earhooks and earwings. Whether you're handling calls or listening to music on-the-go, Halo Free adapts to your needs by remaining comfortably in place wherever you are, whatever you are doing.

Take your calls anywhere

With the enhanced microphone in Jabra Halo Free, being efficient has never been so easy for those with an on-the-go lifestyle. Halo Free is dust and water resistant, giving you the freedom to take calls no matter where you are. So come rain or snow, you can still be confident of getting things done.

Be on top of your day

Jabra Halo Free allows you to optimize your time, so no need to constantly reach for your phone when you need to make a call or schedule an appointment. With just the touch of a button, you can activate Siri[®] or Google Now[™] to give your phone the command you need.

For those with an Android phone, Jabra Halo Free can additionally read out your calendar notifications, emails, text messages and social media message.

Amazing sound

Enjoy great sound wherever life takes you. Jabra Halo Free features 8mm speakers which deliver rich bass and crisp tones, giving you an amazing sound experience whether you're on a call or listening to music.

Reasons to choose

Jabra Halo Free

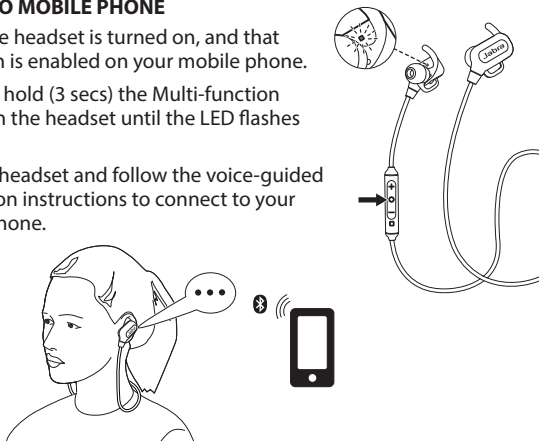
- Wireless calls and music with amazing sound
- Great calls anywhere you go
- Three wearing styles for a perfect fit
- Water resistant
- Siri[®] and Google Now[™] with one touch



01 How to connect

CONNECT TO MOBILE PHONE

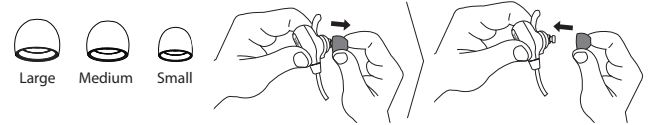
1. Ensure the headset is turned on, and that Bluetooth is enabled on your mobile phone.
2. Press and hold (3 secs) the Multi-function button on the headset until the LED flashes blue.
3. Wear the headset and follow the voice-guided connection instructions to connect to your mobile phone.



02 How to change

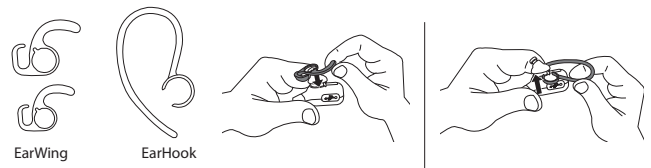
SELECT THE CORRECT EARGEL SIZE

For the optimal audio experience, try each of the different eargel sizes. The fit should feel tight and secure in your ear.

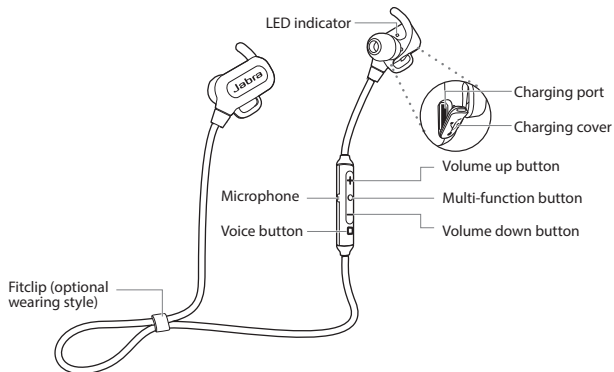


SELECT THE CORRECT EARWING OR EARHOOK (OPTIONAL)

For the most secure fit, try each of the different EarWing or EarHook styles.



03 How to use



	On/off	Press and hold (3 secs) the Multi-function button
	Answer call	Tap the Multi-function button
	End call	Tap the Multi-function button
	Reject call	Double-tap the Multi-function button
	Adjust volume	Tap the Volume up/down buttons
	Activate Siri/ Google Now™/ Cortana	Tap the Voice button
	Mute/unmute microphone	Tap the Voice button, when on a call

DID YOU KNOW?

The Jabra Assist app can help you locate your headset using GPS tracking. Download the Jabra Assist app for your Android™ or iOS device.

CHARGE THE HEADSET

Pull open the charging cover to expose the USB charging port. It takes approx. 2 hours to fully charge the battery. To protect against water/sweat damage, ensure the charging cover is firmly in place before use.

Features and Specifications

- Three wearing styles for a perfect fit
- Water resistant
- Siri® and Google Now™ with one touch
- Calendar and e-mail readouts through the Jabra Assist app (for Android only)
- Amazing sound with 8mm speakers
- Up to 5 hours talk/music time